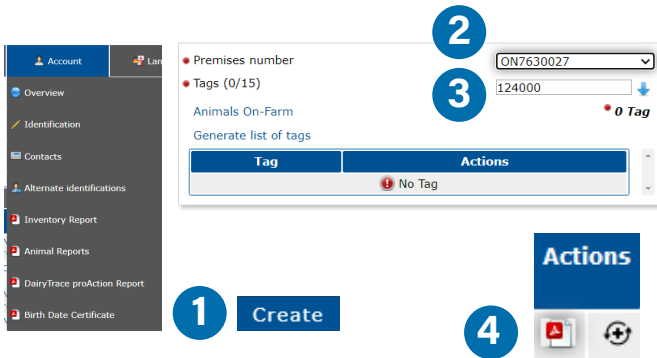


# Tips for Birthdate Certificates



Note: In order to generate a Birthdate Certificate the animal(s) must be part of your on-farm inventory. This requires a tag activation/birth event report to be submitted on the animal's identification number. The on-farm inventory will correspond to the premises number.

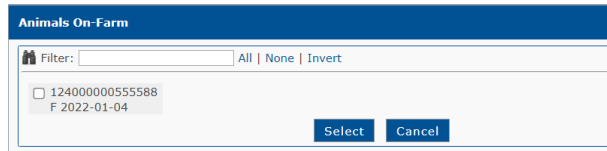
## Generate a Birthdate Certificate



1. Log into your DairyTrace account and from the **Account** menu tab, click **Birthdate Certificate**, then click **Create**.
2. Select the Premise ID Number where the animal(s) are currently located.
3. Enter the individual 15-digit tag identifier number and select the blue arrow to add the number to the certificate table. Click **Save** if you want to create an individual certificate. If required, continue to enter more tag identification numbers.
4. In the new table that appears, find the desired tag number and under the column **Actions**, select the PDF icon. Print the Birthdate Certificate(s) and sign them.

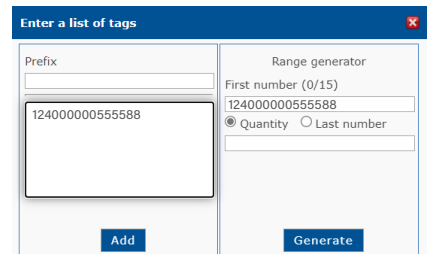
## Quick Tips

A) Select **Animals On-Farm** and/or **Generate list of tags** to select from a list of animals on your premises, and/or



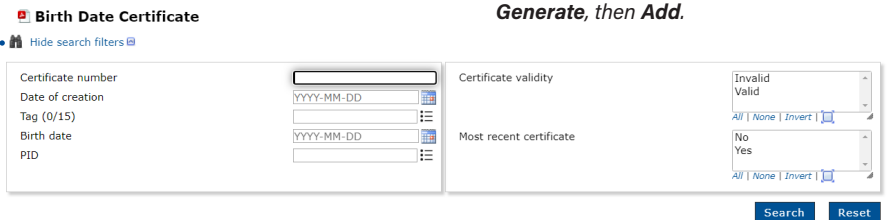
Use this option to select from your on-farm inventory list

B) Enter a tag identification range to be generated in the table



Use the range generator on the right side to generate the numbers by selecting **Generate**, then **Add**.

Select the Binocular icon and Birthdate Certificates will display in chronological order.



Note: Search filters allow for lookup of a specific certificate number, tag identification number, or birthdate.

## Understanding how to use the table after generating a Birthdate Certificate

### Certificate Number & Date of Creation

The certificate number & date will be the same for all tag(s) that were requested together

### Certificate Validity

If there has been a correction to the birthdate indicated the certificate will change to invalid [X]

### Animal's Most Recent Certificate

If the certificate is regenerated with a different date of creation the most recent certificate will be the valid version

Certificate number	Date of creation	Tag	Birth date	Reported before 45 days	PID	Certificate validity	Most recent certificate	Actions
BC000000414	2022-06-14 13:29:04	124000000000012	2022-06-06	Yes	ON7630027 Green Acres	Invalid	Valid	[PDF icon] [Refresh icon]

**Birthdate**  
Birthdate indicated on the animal's initial tag activation/birth event

The PDF icon downloads the certificate to be printed

Regenerate a new copy with today's date to reflect the current age of animal

CFIA agrees with provisions to accept birthdate information as alternative to dentition analysis, in determining animal age at slaughter. Valid birthdate information is considered to be either a certificate of registry from a breed association or a birthdate certificate generated for non-registered animals through the databases of CCIA or DairyTrace. Birthdate information can be submitted by producers, online directly to [www.dairytrace.ca](http://www.dairytrace.ca).